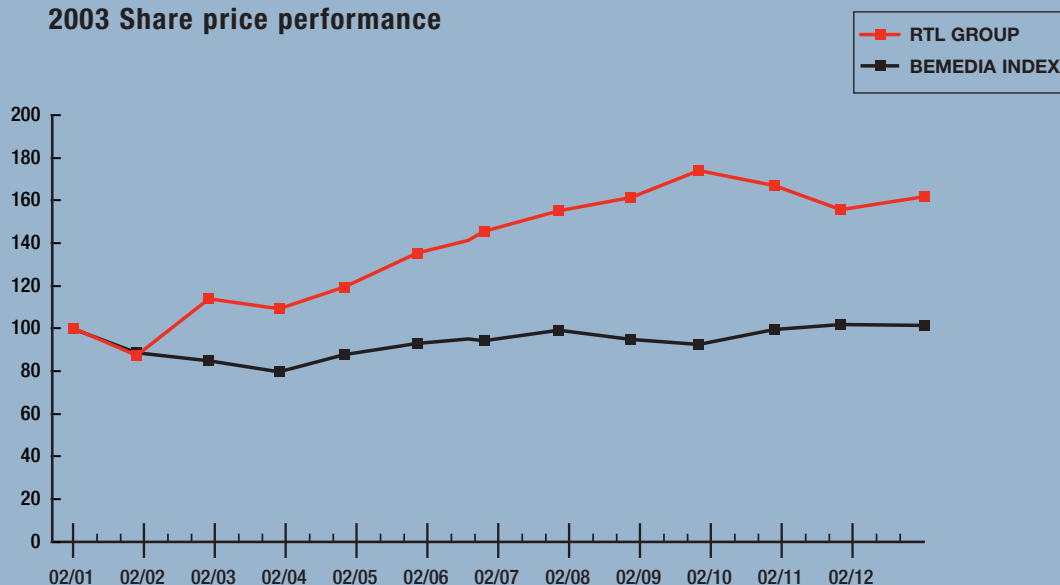


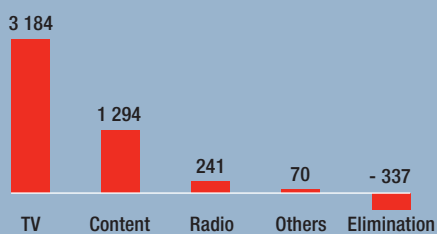
Key Figures

2003 Share price performance



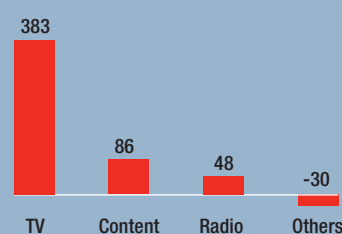
2003 Revenue breakdown

by activity - € million




2003 Consolidated EBITA per segment

€ million



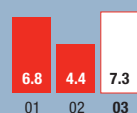
Revenue

€ million



Market capitalisation

€ billion



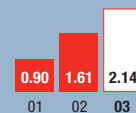
Dividend per share

€



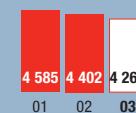
Adjusted earnings per share*

€



Shareholder equity

€ million



* Net result adjusted for amortisation and impairment of goodwill and gain or loss from sale of subsidiaries, joint ventures and other investments, net of tax.