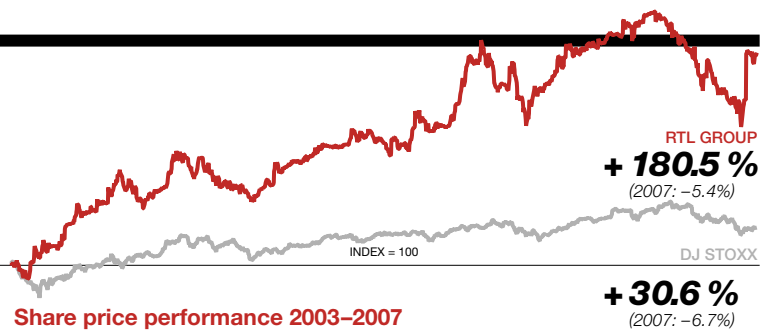



Key figures



Dividend per share

2003–2007 (€)

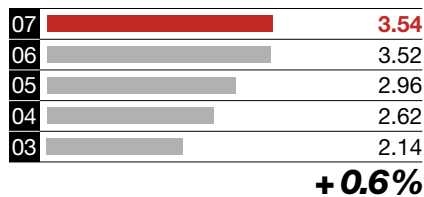


* Of which €3.70 proposed extraordinary dividend per share

** Of which €1.80 extraordinary dividend per share

Adjusted earnings per share***

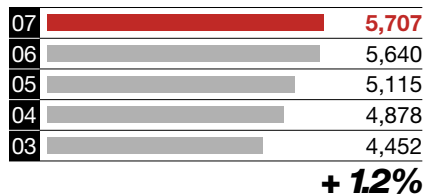
2003–2007 (€)



*** Adjusted earnings per share represents the net profit for the period adjusted for impairment of goodwill, disposal groups and amortisation of fair value adjustments on acquisitions, gain or loss from sale of subsidiaries, joint ventures and other investments, net of income tax expense and one-off tax effects

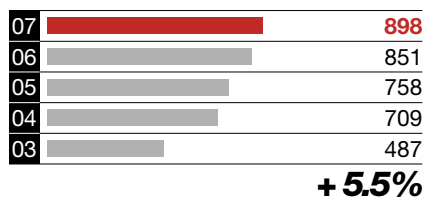
Revenue

2003–2007 (€million)



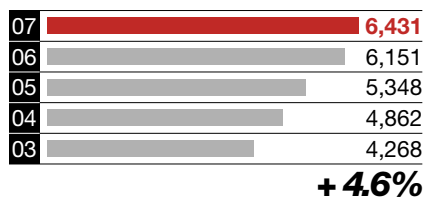
EBITA

2003–2007 (€million)



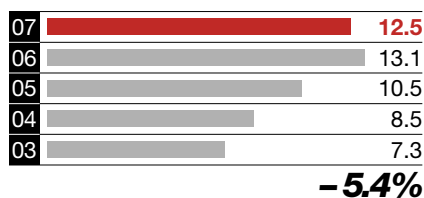
Equity

2003–2007 (€million)



Market capitalisation

2003–2007 (€billion)



Revenue per business segment

2007 (€million)

TV	4,418
Content	1,176
Radio	279
Other	65
Eliminations	(231)
Total	5,707

EBITA per business segment

2007 (€million)

TV	731
Content	126
Radio	79
Other	(38)
Total	898

Shareholding structure

31 December 2007*

RTL Group	Bertelsmann	90.3%
	Public	9.7%

* Excluding 0.76% which is held collectively as treasury stock by RTL Group and one of its subsidiaries